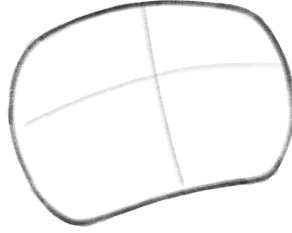


MARSHMALLOW MARTIANS



SQUISHY


1. START WITH A TALL, SQUISHY MARSHMALLOW SHAPE.




2. DRAW SQUISHY'S EYES, ARMS, AND MOUTH!



3. ADD ANTENNAE, A TONGUE, AND EYE SHINES.




4. ERASE ANY EXTRA LINES, AND ADD COLOR!



MARSHMALLOW MARTIANS



SQUISHY



WHAT IF....
